















Intermediate Results Team + Mixed After Sub 1

Rank	Bib	NOC Name					V1	V2	Avg			Total	A-A Rank
1 Netherlands - NED													
	611	DEURLOO Bart	14.600	14.066	14.333	13.733				14.433	13.933	85.098	(1)
	612	SCHMIDT Casimir	14.533	13.300	13.566	14.900	14.566	14.733	13.966			70.265	
	613	VAN GELDER Lambertus			15.500							15.500	
	614	WAMMES Jeffrey	14.933			14.700	14.400	14.550		14.333		43.966	
	615	ZONDERLAND Epke		12.366						15.600	15.866	43.832	
Total			44.066 (1)	39.732 (2)	43.399 (1)	43.333 (1)				43.999 (1)	44.132 (1)	258.661	
2 Hungary - HUN													
	578	BERKI Krisztian		15.500								15.500	
	579	HIDVEGI Vid	13.516	14.933	13.900	13.300			13.000	13.058		81.707	(3)
	580	TALAS Bence	11.600		13.900	13.800			12.966	14.066		66.332	
	581	VECSERNYES David	13.633	11.583					13.366	14.100		52.682	
	582	VLACSIL Attila			14.133	13.400						27.533	
Total			38.749 (10)	42.016 (1)	41.933 (2)	40.500 (8)				39.332 (5)	41.224 (2)	243.754	
3 Ireland - IRL													
	583	BEHAN Kieran	14.866		13.466					11.166		39.498	
	584	COSGRAVE Matthew		12.400					13.466			25.866	
	585	MAKOWSKE Ian		13.100		12.100				13.533		38.733	
	586	OCONNOR Christopher	13.766		13.533	14.166			14.066			55.531	
	587	SMITH Andrew	13.733	13.133	12.066	14.366			13.766	12.533		79.597	(6)
Total			42.365 (2)	38.633 (3)	39.065 (4)	40.632 (7)				41.298 (2)	37.232 (7)	239.225	
4 Austria - AUT													
	504	BALDAUF Marco								12.033		12.033	
	505	FUSSENEGGER Michael			14.500	13.233	13.866	13.549				27.733	
	506	KRANZLMUELLER Lukas	13.700	11.133	13.066	13.266			13.000			64.165	
	507	KRANZLMUELLER Severin	13.500	11.866	13.466				13.766	12.266		64.864	
	508	SCHWAB Matthias	14.233	11.075		14.266			13.625	13.100		66.299	
Total			41.433 (3)	34.074 (8)	41.032 (3)	40.765 (6)				40.391 (4)	37.399 (6)	235.094	
5 Czech Republic - CZE													
	535	BOMER Jiri		12.658					11.200	12.533		36.391	
	536	KONECNY Martin	14.233	12.233	13.300	14.100			14.300	14.366		82.532	(2)
	537	PANSKY Jindrich	13.166		11.833	13.800						38.799	
	538	RADOVESNICKY Daniel	13.600	11.433	12.100	13.166			12.900	12.833		76.032	(11)
Total			40.999 (4)	36.324 (5)	37.233 (9)	41.066 (5)				38.400 (9)	39.732 (3)	233.754	



Intermediate Results Team + Mixed After Sub 1

Rank	Bib	NOC Name					V1	V2	Avg			Total	A-A Rank
6 Serbia - SRB													
	646	DEJANOVIC Bojan	12.933	12.900	12.133	14.300				13.033	13.133	78.432	(8)
	647	ILIC Gavriilo	13.566		12.733	13.500					12.700	52.499	
	648	ILIC Stefan											
	649	MESTER Robert		13.033						12.766		25.799	
	650	PAUNOVIC Milos	12.566	12.233	13.600	13.350				13.366	11.233	76.348	(10)
Total			39.065 (8)	38.166 (4)	38.466 (7)	41.150 (3)				39.165 (7)	37.066 (9)	233.078	
7 Norway - NOR													
	616	CONRADI Marcus	13.633	12.233	13.300	14.000				13.400	13.000	79.566	(7)
	617	KALVO O. M. D.	12.733	8.400		13.566				11.800		46.499	
	618	LARSEN Torry			12.533							12.533	
	619	SKJERAHAUG Stian	13.100	12.533	13.200	13.966				14.100	13.666	80.565	(4)
	620	ULVEN Peder									12.766	12.766	
Total			39.466 (6)	33.166 (10)	39.033 (5)	41.532 (2)				39.300 (6)	39.432 (4)	231.929	
8 Slovenia - SLO													
	641	BERTONCELJ Saso		15.366								15.366	
	642	DIMIC Alen	13.600	12.016	12.958	13.466				11.900	13.166	77.106	(9)
	643	KLAVORA Rok	13.566		12.433	14.266					10.166	50.431	
	644	PETKOVSEK Mitja								15.633		15.633	
	645	ZUNKO Zan	13.433	8.400	12.166	13.400				13.050	12.600	73.049	(15)
Total			40.599 (5)	35.782 (6)	37.557 (8)	41.132 (4)				40.583 (3)	35.932 (10)	231.585	
9 Slovakia - SVK													
	656	ARGALAS Martin	12.800	10.233	12.766	13.466				13.133	13.166	75.564	(13)
	657	MICHNAK Slavomir	13.533	12.833	12.966	13.400				13.391	13.600	79.723	(5)
	658	VARGOVSKY Ivan	12.800	10.533	12.966	13.633	13.333	13.483		12.366	11.700	73.998	(14)
Total			39.133 (7)	33.599 (9)	38.698 (6)	40.499 (9)				38.890 (8)	38.466 (5)	229.285	
10 Sweden - SWE													
	659	CHENARAKI POUR Arsalan	12.400	11.766						12.400	12.033	48.599	
	660	GREEN Carl	12.866			13.800	13.633	13.716				26.666	
	661	KALLANVAARA Pontus	13.666	11.966	12.866	13.400				11.300	12.533	75.731	(12)
	662	SOOS Christopher			11.500	0.000						11.500	
	663	TRANE Michael		10.533	12.633					13.033	12.633	48.832	
Total			38.932 (9)	34.265 (7)	36.999 (10)	27.200 (11)				36.733 (11)	37.199 (8)	211.328	
11 Iceland - ISL													
	588	GUNNARSSON Jon	12.233		10.400	12.883					11.733	47.249	
	589	HILMARSSON H. P.	11.900	8.900		11.800					11.033	43.633	
	590	JOCHUMSSON Ingvar		8.666	12.933					13.333	11.166	46.098	
	591	SIGURDARSON S. A.	10.200							12.866		23.066	
	592	STEINDORSSON Palmi		6.200	10.966	13.366	12.500	12.933		12.033		42.565	
Total			34.333 (11)	23.766 (11)	34.299 (11)	38.049 (10)				38.232 (10)	33.932 (11)	202.611	



Intermediate Results Team + Mixed After Sub 1

Rank	Bib	NOC Name					V1	V2	Avg			Total	A-A Rank
------	-----	-------------	--	--	--	--	----	----	-----	--	--	-------	-------------

INDIVIDUALS

Azerbaijan - AZE

509	KHALILBAYLI Ughur	11.100	<u>11.908</u>									23.008	
510	SAFAROV Eldar			11.266				11.800	11.400			34.466	

Note:
Underlined totals indicate starting apparatus.
Italics indicate the low (discarded) score.

Legend:
A-A All-Around Avg Average Vx Vault Number (x=1-2)

Floor Exercise Pommel Horse Rings Vault Parallel Bars Horizontal Bar