







All-Around Results


Rank	Name	NOC Code	 x5				Total	
			D Total Rk. E Pen.		D Total Rk. E Pen.			
1	RUSSIAN FEDERATION	RUS	13.0 8.550	21.225 0.000	1	16.3 7.700	23.700 -0.300	44.925
2	BELARUS	BLR	11.7 7.250	18.950 0.000	3	15.2 7.900	23.100 0.000	42.050
3	ITALY	ITA	11.4 6.900	18.300 0.000	5	15.0 8.050	23.050 0.000	41.350
4	ISRAEL	ISR	12.4 7.950	20.350 0.000	2	14.0 6.050	20.050 0.000	40.400
5	UKRAINE	UKR	11.3 7.150	18.450 0.000	4	14.9 6.900	21.800 0.000	40.250
6	AZERBAIJAN	AZE	10.8 6.800	17.300 -0.300	9	14.0 7.650	21.650 0.000	38.950
7	SPAIN	ESP	10.4 6.900	17.300 0.000	8	13.7 7.700	21.400 0.000	38.700
8	LITHUANIA	LTU	11.0 6.700	17.325 0.000	7	13.8 7.300	20.725 0.000	38.050
9	SWITZERLAND	SUI	10.3 7.100	17.400 0.000	6	13.6 6.950	20.300 0.000	37.700
10	GERMANY	GER	10.9 6.050	16.950 0.000	10	13.3 6.900	19.900 0.000	36.850
11	ESTONIA	EST	10.1 5.250	15.350 0.000	14	14.6 6.800	21.400 0.000	36.750



All-Around Results

Rank	Name	NOC Code	 x5				Total
			D Total Rk. E Pen.		D Total Rk. E Pen.		
12	BULGARIA	BUL	10.4 5.600	15.700 12 -0.300	14.2 6.550	20.150 10 -0.600	35.850
13	FINLAND	FIN	10.2 6.500	16.700 11 0.000	12.7 6.150	18.450 13 0.000	35.150
14	HUNGARY	HUN	9.2 6.150	15.350 13 0.000	11.7 6.650	18.350 14 0.000	33.700
15	POLAND	POL	9.9 5.350	15.250 15 0.000	12.2 6.150	17.750 16 -0.600	33.000
16	GEORGIA	GEO	9.8 4.550	14.350 16 0.000	11.4 5.350	16.750 19 0.000	31.100
17	NORWAY	NOR	8.5 4.600	13.100 18 0.000	11.8 5.750	17.550 18 0.000	30.650
18	CZECH REPUBLIC	CZE	8.9 5.300	14.200 17 0.000	10.3 5.800	16.100 20 0.000	30.300
19	GREECE	GRE	7.4 3.700	11.100 19 0.000	12.0 6.550	18.275 15 0.000	29.375
20	ROMANIA	ROU	7.6 3.200	10.800 20 0.000	11.2 6.500	17.700 17 0.000	28.500

LEGEND

 5 Hoops x5 5 Ribbons**E** Execution**D** Difficulty**Rk.** Ranking**Pen** Penalty