













## Results

Rank	Bib Name	NOC Code							Total
			Score Rk Pen	Score Rk Pen	Score Rk Pen	Score Rk Pen	Score Rk Pen	Score Rk Pen	
1	755 WILSON Nile	GBR D	5.500 14.666 (1)	5.400 13.766 (1)	5.100 14.016 (4)	5.600 <u>14.266</u> (11)	5.500 13.666 (6)	5.500 14.266 (1)	84.646
		E	9.166	8.366	8.916	8.966 -0.3	8.166	8.766	
2	818 STARIKOV Valentin	RUS D	5.500 14.283 (3)	5.100 13.533 (5)	5.300 <u>13.700</u> (7)	5.600 14.733 (1)	5.700 14.200 (1)	5.100 13.091 (15)	83.540
		E	8.783	8.433	8.400	9.133	8.500	7.991	
3	751 BEVAN Brinn	GBR D	5.200 13.266 (19)	5.300 13.700 (2)	5.000 <u>14.233</u> (1)	5.200 14.400 (6)	5.000 13.500 (10)	5.000 13.833 (2)	82.932
		E	8.066	8.400	9.233	9.200	8.500	8.833	
4	827 CORADI Sascha Alexander	SUI D	5.300 14.100 (6)	4.400 12.891 (14)	4.800 13.633 (8)	5.200 <u>14.600</u> (3)	5.200 13.833 (3)	5.100 13.666 (5)	82.723
		E	8.800	8.491	8.833	9.400	8.633	8.566	
5	706 LANDUYT Florian	BEL D	5.700 14.333 (2)	4.900 13.233 (10)	4.700 13.166 (20)	5.600 <u>14.733</u> (1)	5.400 13.733 (4)	4.700 12.933 (18)	82.131
		E	8.633	8.333	8.466	9.133	8.333	8.233	
6	700 KHACHATRYAN Vigen	ARM D	4.900 13.733 (14)	4.300 12.866 (15)	4.800 13.866 (5)	5.200 <u>14.533</u> (5)	4.500 13.533 (8)	4.100 13.133 (13)	81.664
		E	8.833	8.566	9.066	9.333	9.033	9.033	
7	747 DEGOUY Paul	FRA D	4.800 13.633 (15)	4.400 12.933 (13)	4.800 <u>13.725</u> (6)	5.200 14.400 (6)	4.800 13.050 (19)	4.800 13.833 (2)	81.574
		E	8.833	8.533	8.925	9.200	8.250	9.033	
8	782 BARTOLINI Nicola	ITA D	5.200 13.900 (12)	4.700 13.033 (12)	4.600 <u>13.200</u> (18)	5.600 14.266 (11)	4.800 13.400 (11)	4.800 13.566 (6)	81.365
		E	8.700	8.333	8.600	8.766 -0.1	8.600	8.766	
9	710 VROLIX Jonathan	BEL D	5.400 <u>14.166</u> (4)	4.600 12.758 (18)	4.800 13.391 (14)	5.200 14.300 (10)	4.600 13.366 (14)	4.400 13.333 (8)	81.314
		E	8.766	8.158	8.591	9.100	8.766	8.933	
10	726 GEORGIOU Marios	CYP D	4.900 <u>13.833</u> (13)	5.000 12.833 (16)	4.800 13.600 (11)	5.200 14.400 (6)	4.900 13.533 (8)	4.400 12.900 (19)	81.099
		E	8.933	7.833	8.800	9.200	8.633	8.500	
11	748 HRIMECHE Zachari	FRA D	5.300 14.000 (8)	4.400 11.933 (22)	4.600 13.200 (18)	5.600 <u>14.600</u> (3)	5.100 13.233 (16)	5.200 13.758 (4)	80.724
		E	8.700	7.533	8.600	9.000	8.133	8.558	
12	716 HUDDLESTON David	BUL D	4.900 <u>13.325</u> (18)	4.600 13.466 (6)	4.500 13.233 (17)	4.400 13.266 (22)	5.000 14.066 (2)	4.500 13.333 (8)	80.689
		E	8.525 -0.1	8.866	8.733	8.866	9.066	8.833	
13	788 KUZMICKAS Tomas	LTU D	5.700 14.066 (7)	4.400 <u>12.833</u> (16)	3.800 12.466 (23)	5.200 14.066 (15)	5.000 13.700 (5)	4.800 13.166 (12)	80.297
		E	8.366	8.433	8.666	8.966 -0.1	8.700	8.366	
14	769 KARDOS Botond	HUN D	5.400 13.933 (11)	5.000 <u>12.466</u> (20)	4.800 13.266 (16)	5.200 14.166 (14)	5.000 13.400 (11)	4.700 13.033 (16)	80.264
		E	8.533	7.466	8.466	8.966	8.400	8.333	
15	817 POTAPOV Kirill	RUS D	5.400 13.983 (10)	5.500 13.383 (7)	5.300 <u>14.100</u> (2)	5.200 14.366 (9)	5.400 12.741 (23)	4.800 11.166 (24)	79.739
		E	8.583	7.883	8.800	9.166	7.341	6.366	
16	830 PFIFFNER Adrian Nestor	SUI D	4.500 <u>13.400</u> (17)	4.400 12.500 (19)	5.000 13.566 (12)	4.400 13.366 (20)	4.800 13.400 (11)	4.900 13.500 (7)	79.732
		E	8.900	8.100	8.566	9.066 -0.1	8.600	8.600	
17	785 RUSSO Andrea	ITA D	4.800 13.183 (20)	4.700 13.066 (11)	5.000 13.633 (8)	4.400 <u>13.366</u> (20)	4.800 13.000 (20)	4.600 13.266 (10)	79.514
		E	8.383	8.366	8.633	8.966	8.200	8.666	
18	792 RIJKEN Frank	NED D	5.000 12.800 (22)	5.100 <u>13.300</u> (9)	4.500 13.500 (13)	4.400 12.900 (23)	5.100 13.633 (7)	4.900 13.233 (11)	79.366
		E	7.800	8.200	9.000	8.800 -0.3	8.533	8.333	
19	765 TANTALIDIS Antonios	GRE D	5.200 <u>14.108</u> (5)	4.900 13.691 (3)	4.300 12.833 (22)	5.200 14.233 (13)	4.500 12.933 (21)	4.100 11.433 (23)	79.231
		E	8.908	8.791	8.533	9.033	8.433	7.333	
20	844 GRYKO Vladyslav	UKR D	5.200 13.600 (16)	5.600 13.566 (4)	4.900 <u>12.333</u> (24)	5.200 13.966 (16)	4.900 13.233 (16)	4.600 12.433 (21)	79.131
		E	8.400	7.966	7.433	8.866 -0.1	8.333	7.833	
21	758 DUNKEL Nils	GER D	4.600 <u>13.083</u> (21)	5.000 12.333 (21)	4.700 13.166 (20)	5.200 13.933 (18)	4.900 13.333 (15)	4.700 12.966 (17)	78.814
		E	8.483	7.333	8.466	8.833 -0.1	8.433	8.266	
22	778 GLAZER Eyal	ISR D	4.800 12.166 (24)	4.800 <u>13.333</u> (8)	5.300 14.075 (3)	3.600 12.733 (24)	4.800 12.933 (21)	4.200 13.100 (14)	78.340
		E	7.466 -0.1	8.533	8.775	9.133	8.133	8.900	
23	767 DUDAS Norbert	HUN D	4.500 12.633 (23)	4.700 <u>11.500</u> (23)	5.000 13.633 (8)	5.200 13.400 (19)	4.900 13.066 (18)	5.100 12.166 (22)	76.398
		E	8.133	6.800	8.633	8.200	8.166	7.066	
24	842 ONDER Ahmet	TUR D	5.100 14.000 (8)	3.500 <u>10.200</u> (24)	4.700 13.366 (15)	5.200 13.958 (17)	4.700 11.566 (24)	5.200 12.500 (20)	75.590
		E	8.900	6.700	8.666	8.858 -0.1	6.866	7.300	









### Results

Rank	Bib Name	NOC Code							Total
			Score Rk Pen	Score Rk Pen	Score Rk Pen	Score Rk Pen	Score Rk Pen	Score Rk Pen	

**Note:**  
Underlined totals indicate starting apparatus

**Legend:**

 Floor Exercise	 Pommel Horse	 Rings	 Vault	 Parallel Bars	 Horizontal Bar
---	--	---	---	---	--