







QUALIFICATION

RESULTS

TEAMS

Rank	NATION / CLUB	NOC							Total
1	Switzerland	SUI	41,900 (1)	41,300 (2)	41,500 (2)	41,850 (5)	41,300 (2)	41,600 (1)	249,450
2	Russia	RUS	41,450 (4)	39,650 (5)	41,600 (1)	42,750 (2)	40,800 (5)	40,600 (3)	246,850
3	China	CHN	41,200 (6)	41,750 (1)	39,600 (4)	42,000 (4)	41,250 (3)	40,750 (2)	246,550
4	United States of Americ	USA	41,700 (2)	40,800 (3)	37,900(10)	43,000 (1)	41,250 (3)	40,200 (4)	244,850
5	France 1	FRA	41,550 (3)	39,150 (6)	39,900 (3)	41,800 (6)	41,850 (1)	40,000 (6)	244,250
6	France 2	FRA	41,150 (7)	38,200 (8)	38,600 (7)	41,250 (9)	39,600 (8)	39,750 (8)	238,550
7	Belgium 1	BEL	39,250(14)	40,000 (4)	38,400 (8)	41,150(10)	37,850(17)	40,000 (6)	236,650
8	Germany 1	GER	40,250 (9)	35,200(24)	38,850 (6)	42,050 (3)	40,550 (6)	37,300(16)	234,200
9	Ukraine	UKR	39,650(12)	36,750(13)	39,500 (5)	41,400 (8)	38,950(10)	37,000(19)	233,250
10	Hungary	HUN	37,750(27)	35,700(18)	37,750(11)	40,850(11)	38,800(12)	40,200 (4)	231,050
11	Norway	NOR	39,300(13)	37,050(10)	37,650(12)	38,350(26)	39,550 (9)	38,650 (9)	230,550
12	Germany 2	GER	38,650(19)	36,600(14)	37,100(15)	40,750(12)	38,500(14)	38,500(10)	230,100
13	Belarus	BLR	41,300 (5)	37,350 (9)	36,800(17)	40,300(13)	36,200(27)	37,350(15)	229,300
14	Austria 1	AUT	37,200(32)	36,900(12)	36,250(18)	39,600(19)	39,900 (7)	37,300(16)	227,150
15	Belgium 2	BEL	39,900(10)	35,750(17)	38,050 (9)	37,550(28)	37,800(18)	38,000(12)	227,050
16	Sweden	SWE	40,500 (8)	32,700(34)	34,550(28)	41,650 (7)	38,750(13)	37,450(14)	225,600
17	Netherlands 2	NED	38,150(23)	37,000(11)	37,350(14)	39,650(18)	36,850(21)	36,250(25)	225,250
18	Poland 1	POL	38,200(22)	38,450 (7)	35,600(21)	39,500(20)	36,750(25)	36,300(24)	224,800
19	Czech Republic 1	CZE	38,800(18)	34,300(30)	36,150(19)	38,950(23)	38,900(11)	37,600(13)	224,700
20	Israel	ISR	39,050(15)	34,650(28)	34,350(30)	39,700(17)	38,250(15)	36,800(21)	222,800
21	Netherlands 1	NED	37,350(31)	33,250(32)	37,600(13)	39,450(21)	36,150(28)	38,500(10)	222,300
22	Azerbaijan	AZE	39,000(16)	35,550(21)	35,550(22)	39,150(22)	38,050(16)	34,950(28)	222,250
23	Latvia	LAT	38,500(20)	35,600(19)	35,050(24)	38,700(24)	36,650(26)	36,950(20)	221,450
24	Spain 1	ESP	39,750(11)	34,750(27)	35,800(20)	39,750(16)	33,300(37)	37,100(18)	220,450
25	Turkey	TUR	36,800(34)	35,000(25)	34,750(27)	40,000(15)	36,850(21)	36,400(23)	219,800
26	SC Cottbus	GER	38,900(17)	35,600(19)	36,850(16)	38,100(27)	35,700(30)	34,250(30)	219,400
27	Romania 1	ROU	38,450(21)	34,850(26)	34,450(29)	38,450(25)	35,550(31)	35,900(27)	217,650
28	SC Berlin	BER	37,850(25)	35,550(21)	35,000(25)	37,300(31)	34,700(35)	36,500(22)	216,900
29	Spain 2	ESP	37,850(25)	32,850(33)	35,350(23)	40,300(13)	37,250(19)	33,250(34)	216,850
30	Austria 2	AUT	37,900(24)	35,400(23)	34,950(26)	37,400(30)	36,900(20)	33,850(31)	216,400
31	Czech Republic 2	CZE	37,650(29)	34,400(29)	34,350(30)	37,100(32)	36,800(23)	33,150(35)	213,450
32	Malaysia	MAS	37,500(30)	36,300(16)	32,950(33)	36,750(33)	35,300(33)	33,600(33)	212,400
33	KTV Chemnitz	GER	36,350(35)	30,350(37)	33,250(32)	36,150(35)	36,050(29)	34,600(29)	206,750
34	Iceland	ISL	37,100(33)	29,750(38)	32,950(33)	37,450(29)	34,800(34)	32,650(37)	204,700
35	Poland 2	POL	34,300(37)	32,000(35)	32,450(36)	36,600(34)	31,000(38)	33,150(35)	199,500
36	Lithuania	LTU	37,750(27)	34,000(31)	26,550(38)	33,150(37)	33,450(36)	33,750(32)	198,650
37	Stuttgart	GER	34,600(36)	31,800(36)	29,900(37)	33,950(36)	35,500(32)	31,050(38)	196,800
38	Germany Mixed	GER	24,350(38)	36,350(15)	32,650(35)	24,100(38)	36,800(23)	36,200(26)	190,450